

Veri

SHADES®

The Clever Curtain

www.verishades.com

Custom Made Veri Shades® Manual Internal Applications

February 2025

Version 2025.1

TERMS AND CONDITIONS OF TRADING

Effective: 15th August 2022

Payment Terms

Strictly net 30 days, if there is a problem with payment, please contact us.

Pacific Wholesale Distributors reserve the right to:

1. Refuse delivery to any overdue account.
2. Charge interest on overdue accounts.
3. Refuse credit.

Delivery Terms/Freight

Sydney Metropolitan \$56.69 – Order value below \$1,000

Regional & Interstate \$85.04 – Order value below \$1,000

Orders that exceed these values will be Free Into Store (FIS).

The additional freight charges are below;

Charge Type	Details
Tail Gate <i>Delivery to a site where there is no forklift, and pallets or other heavy consignments requires the use of a tail gate/tilt lift truck</i>	\$97.00 includes up to 2 pallets \$49.00 per additional pallet thereafter
Hand/Manual Unload <i>Delivery to a site where there is no forklift, and the consignment needs to be unloaded by hand</i>	\$74.00 per pallet or large loose item
Rejected/Futile/Un-Deliverable Delivery <i>When a consignment cannot be delivered due to the receiver being unavailable or the consignment is refused by the receiver</i>	\$92.00 includes up to 2 pallets \$46.00 per additional pallet thereafter
Waiting Time	\$69.00 after the first 30 minutes
Time Slot/Delivery Time Restriction Fee <i>When a consignment requires; A date/timeslot to be booked or a specific delivery day/time window Delivery before 2:30pm</i>	\$52.00 per consignment
Over Length Surcharge – Over 3.7m Long	\$144.00 per consignment <i>Only applies when the order value is less than \$2,000 Ex GST</i>
Residential Delivery	\$114.00 per pallet or large loose item
Post Bag	\$17.01
Overnight Express Post Bag	\$28.35

GST

GST is charged on all items at a rate of 10%.

All prices quoted in this product catalogue or additional prices **do not include GST**.

Claims

1. All credit claims must be in writing, including the relevant invoice numbers.
2. Claims must be submitted within 7 days of receipt of goods.
3. Goods may not be returned for credit without prior authorisation.
4. Pacific Wholesale Distributors will only replace faulty stock and will accept no further liability.
5. All returns are subject to a 20% re-stocking fee.

Title

Property title in all goods remains with Pacific Wholesale Distributors until the goods are paid for in full.

PRICES ARE SUBJECT TO CHANGE WITHOUT NOTICE

Contents

1.	Custom Made Veri Shades.....	5
2.	Measuring	15
3.	Ordering Process	18
4.	Sales Aids	20
5.	Installation Guide	22
6.	Bay & Corner Windows	22
7.	Remake Process	28
8.	Care and Maintenance	29
9.	Custom Made Veri Shades Reference Chart	30

1. Custom Made Veri Shades

1.1 Overview

- Veri Shades are available in a range of different track options.
- Veri Shades are available with Standard, Mist, Autumn, Alpine, Classic, Classic S, Luxury, Luxury S, Privacy or Eclipse fabrics in a choice of current trending colours.
- Pattern Matching in the Autumn fabric is not available
- The tracking is universal and can be used as either a left or right draw or one-way stacks.
- Veri Track available as Motorised operation (motorised track only available in white).
- Veri Shades have the unique ability to walk straight through the curtain anywhere as there are no bottom weights or chains.
- Veri Shades have a room darkening design.
- Veri Shades are child and pet safe.
- Veri Shades are available with the following blade stacking options:
 - Centre Bunch
 - Centre Open
 - One Way - Left
 - One Way - Right

Specifications

Composition	100% Polyester Woven Fabric
Weight per g/m ²	(Bonded & Mesh) 300 +/- 1%
Maximum Blind Width	5.8m (7m Veri Track)
Colour Fastness	4-4.5
UPF	50+

For more details on our Veri Shades Range, please refer to the [Custom Made Veri Shades Reference Chart](#)

1.2 Fabric Options

Veri Shades are available in the below 10 ranges:

- Standard
- Mist
- Autumn (pattern matching is not available)
- Alpine
- Classic
- Classic S
- Luxury
- Luxury S
- Privacy
- Eclipse

STANDARD



MIST



AUTUMN




ALPINE



ECLIPSE



LUXURY/LUXURY S



PRIVACY



CLASSIC/CLASSIC S



Veri Shades are available in the following colours:



STANDARD
WHITE



STANDARD
SOFT WHITE



STANDARD
IVORY



STANDARD
BEIGE



STANDARD
SLATE



STANDARD
CHARCOAL



MIST PURE
WHITE



MIST ANTIQUE
WHITE



MIST SHELL



MIST FAWN



MIST SOFT
GREY



MIST DARK
GREY



MIST BLACK



AUTUMN
WHITE



AUTUMN SOFT
WHITE



AUTUMN BEIGE



AUTUMN LIGHT
GREY



AUTUMN SLATE



AUTUMN
CHARCOAL



ALPINE SLATE



ALPINE LIGHT
GREY



ALPINE SOFT
WHITE



ALPINE WHITE



ALPINE BEIGE



ALPINE
CHARCOAL



ECLIPSE WHITE



ECLIPSE
HYGGE



ECLIPSE SOFT
GREY



ECLIPSE DARK
GREY



ECLIPSE IRON



ECLIPSE NIGHT



LUXURY
COTTON



LUXURY FLAX



LUXURY SOFT
GREY



LUXURY SABLE



LUXURY
HERRINGBONE



LUXURY STRIKE
GREY



LUXURY
LUCENT



LUXURY
INDIGO



PRIVACY FROST



PRIVACY
GREIGE



PRIVACY
MIDNIGHT



PRIVACY
SHADOW



PRIVACY
STONE



CLASSIC SNOW



CLASSIC ASH



CLASSIC DUSK



CLASSIC ONYX



CLASSIC PEARL



CLASSIC SAND



CLASSIC
THUNDER

1.3 Track Options

Veri Shades are available with the following track options:



DECORATIVE TRACK
FLAT FINIAL



DECORATIVE TRACK
ROUND FINIAL



CUBE TRACK



STANDARD TRACK



1.4 Track Colours

Veri Shades tracks are available in following colours, Veri Track is only available in White.

Decorative Track



White



White Birch



Black



Satin

Standard Track



White



White Birch



Black



Grey



Clear Anodised

Cube Track



White



White Birch



Black



Grey

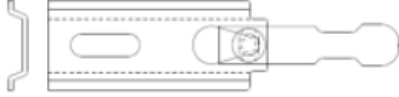


Clear Anodised

1.5 Track Bracket Options

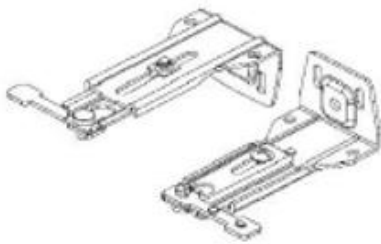
Decorative Track Ceiling Mount Bracket

Size: 95mm (L) x 25mm (H)



Decorative Track Wall Mount Bracket

Size: 78mm (L) x 43mm (H)



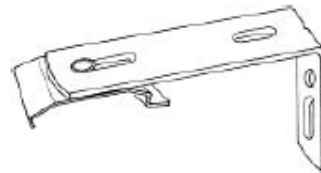
Extension Plate Bracket, 100mm

Size: 100mm (L) x 20mm (H)



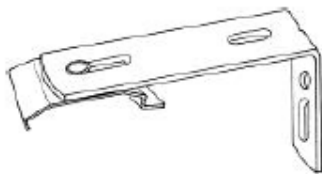
L Bracket with Clip, 75mm Face Fit

Size: 90mm (L) x 45mm (H)



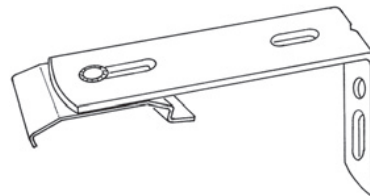
L Bracket with Clip, 95mm Face Fit

Size: 110mm (L) x 45mm (H)



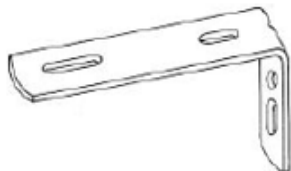
L Bracket with Clip, 115mm Face Fit

Size: 130mm (L) x 45mm (H)



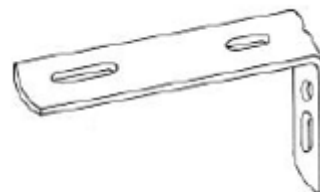
L Bracket without Clip, Face Fit

Size: 95mm (L) x 45mm (H)



L Bracket without Clip, Face Fit

Size: 115mm (L) x 45mm (H)



1.6 Fold Stacking Options

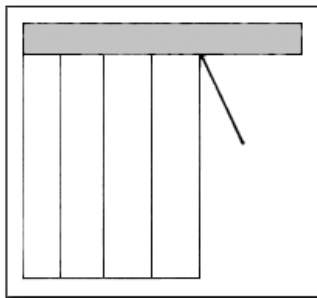
Single Open

(Left or Right Stack) has one wand.

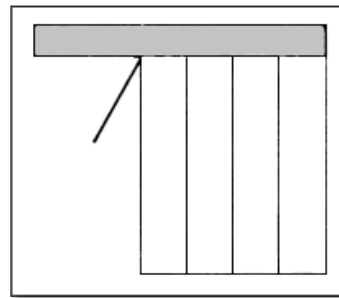
Single: draw and stack folds by moving left or right from the wand side to the opposing side.

- The factory will generally supply 2 x additional fabric folds per opening to be available as spares. This changes to a total of 3 if there are multiple windows of the same height.

Left Hand Side Stack (LS)



Right Hand Side Stack (RS)

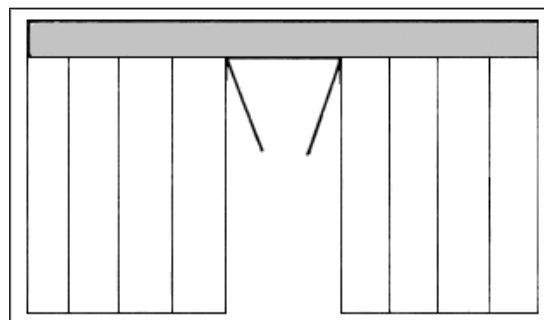


Centre Open (CO)

(Split Stack) has two wands with each stack operating independently.

Double: draw and stack the folds using the wands from the centre to the outside points.

- The factory will generally supply 2 x additional fabric folds per opening to be available as spares. This changes to a total of 3 if there are multiple windows of the same height. For Centre Open, an even number of extra folds will be included.



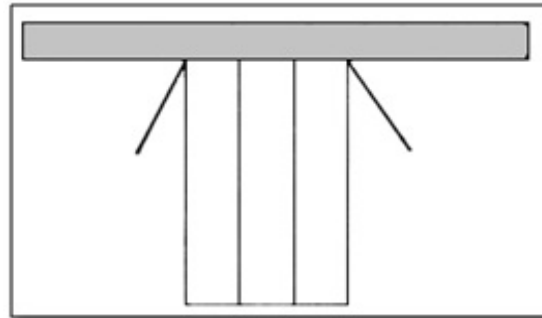
**Please note: with CO the wand control will sit behind the inner folds, minimising the gap.*

Centre Stack (CS)

(Split Stack) has two wands with each stack operating independently.

Double: draw and stack the folds by using the wands from the outside to the centre point.

- The factory will generally supply 2 x additional fabric folds per opening to be available as spares. This changes to a total of 3 if there are multiple windows of the same height. For Centre Stack, an even number of extra folds will be included.



1.7 Wand Length & Colour

Below is the standard wand length for Veri Shades.

Blind Drop	Wand Length
Up to 999mm	500mm
1000mm – 1799mm	750mm
1800mm – 2499mm	1100mm
2500mm – 3499mm	1500mm
3500+mm	2000mm

Wand Colours Available
White
Ivory
Light Grey
Grey
Black
Metal Navy

Note: Wand Colours will be matched as close as possible to the Fabric Colour. Please see reference chart for more details.

1.8 Motorisation

Veri Shades are available with the option for motorised tracks which are called Veri Track. Veri Track is only available in white and in widths of up to 7m. We offer a battery-operated track or a hardwired track.

Battery-operated

Stacking Options:

- Right
 - Left
 - Centre Opening
-
- Rechargeable battery
 - Up to 7m long
 - German engineered track
 - Remote control operated (1 channel or 15 channel remotes available)

Note: The Motor & Battery will be on the right-hand side at the back.

Note: Battery Operated Motorisation is not recommended for Widths over 4,000mm and Heights over 3,600mm.

Hardwired

Stacking Options:

- Right
 - Left
 - Centre Opening
-
- Rechargeable battery
 - Up to 7m long
 - German engineered track
 - Remote control operated (1 channel or 6 channel remotes available)

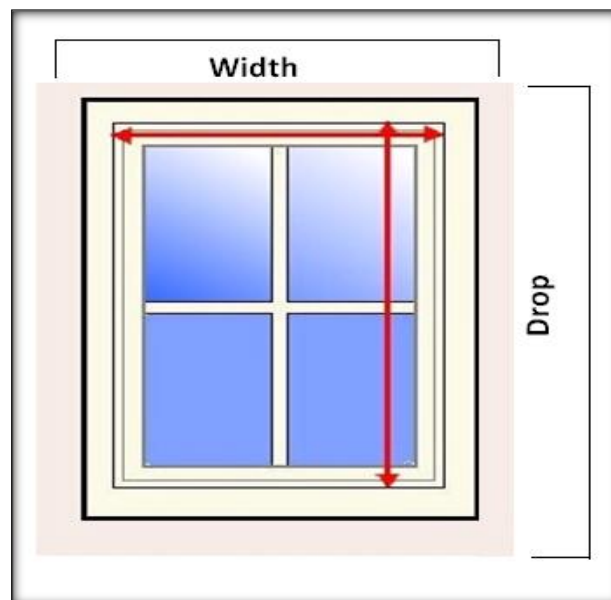
Note: The Motor & Battery will be on the left-hand side at the back

2. Measuring

2.1 Recess Fit

Recess Fit

- ✓ The Veri Shades are to be installed in the recess or reveal of the opening.
- ✓ When measuring in a recess it is important to measure both the width and the drop at three points (*please see below*). The reason for taking three measurements in each direction is to allow for any problem that may occur if the window is out of square. The **smallest measurement is the one that is required**.



Width Measurements

Measurements taken at the top, centre and bottom of the opening and the **smallest of these three measurements will be the width measurement**.

Drop Measurements

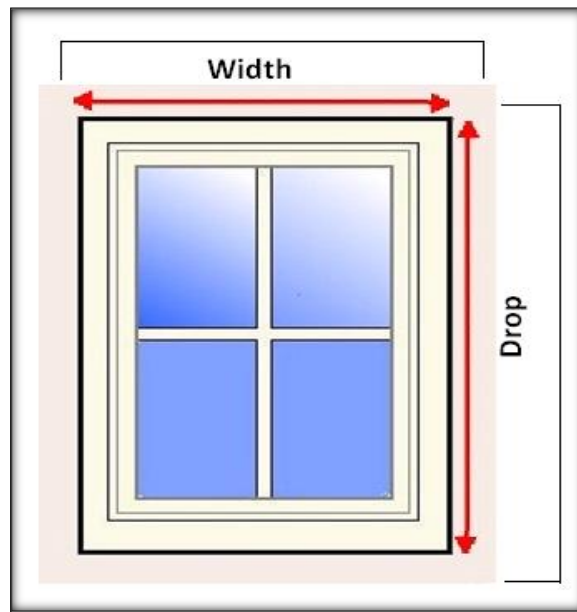
Measurements taken from the left, centre and right sides of the opening and the **smallest of these three measurements will be the drop measurement**.

You can also take your own measuring deductions if you wish. Ensure that you supply the finished **ACT** (Actual Size) on your order/worksheet. If you would like the factory to make the allowances mark your order **NAM** (**No Allowances Made**) and the factory will make standard industry deductions.

2.2 Face Fit

Face Fit

- ✓ The Veri Shades are to be installed on the face/outside surface or architrave surrounding the window.



Width Measurement

Measure from the outside edge to the outside edge of the architrave across the width of the window. On a window opening where there is no architrave or window surround, be sure that you measure your Veri Shades® 100mm above the window opening and that you extend 50mm either side to ensure that light gaps are minimised.

Drop Measurement

Measure vertically from the top of the architrave to the bottom of the architrave, or to the desired finished length. Where the window is not a full-length window, the width and drop measurements are taken as the finished or actual size of the Veri Shades®.

You can also take your own measuring deductions if you wish. Ensure that you supply the finished **ACT (Actual Size)** on your order/worksheet. If you would like the factory to make the allowances mark your order **NAM (No Allowances Made)** and the factory will make standard industry deductions.

2.3 Deductions

Reveal Fit		
Track Type	ACT Height Deduction	NAM Height Deduction
Decorative	65	80
Low Profile	50	65
Standard/Cube	50	65
Veri Track	65	80
Face Fit		
Track Type	ACT Height Deduction	NAM Height Deduction
Decorative	70	85
Low Profile	55	70
Standard/Cube	55	70
Veri Track	70	85

3. Ordering Process

All orders for Veri Shades **MUST** be submitted electronically using the latest version of the Custom Made Veri Shades Order Form.

References to the Veri Shades Order Forms will be made throughout this manual. If you do not have the latest version of the Custom Made Veri Shades Order Forms, please contact the office at shuttersales@pacificwholesale.com.au and request a copy today.

Please see an example of the Custom Made Veri Shades Order Form on the following page:



Veri Shades®

STORE NAME:
 CUSTOMER NAME:
 DELIVERY ADDRESS:
 WORKSHEET # / PO # :
 DATE:

SALES ORDER NO.:
 Phone: +61 2 9680 7999

Track Size Alert

Version 30

Order Requirements Alert

This is designed to begin at the left and work towards the right as options will change based on selections

Item #	Room Location	Quantity	Product Type	Fabric Type	Fabric Colour	Gross Open Width	Gross Open Height	Window Type	Fitting	Allowance	Track Type	Track Colour	Track Final	Stack	Mounting Bracket	Special Comments
1																
2																
3																
4																
5																
6																
7																
8																
9																
10																
11																
12																
13																
14																
15																
16																
17																
18																
19																
20																
21																
22																
23																
24																
25																
26																
27																
28																
29																
30																

4. Sales Aids

We have introduced a range of swatches and sales aids that can be used by all sales people when promoting any Veri Shades Range.

4.1 Fabric Range Colour Swatch

The following swatches are available:

- Standard
- Mist
- Autumn
- Alpine
- Luxury
- Luxury S
- Eclipse
- Classic
- Classic S
- Privacy

\$POA each



To order your Veri Shades colour swatches, please email your order to orders@pacificwholesale.com.au.

4.2 Veri Shades Brochure

An electronic version is available on request.



To receive our brochure or any other Veri Shades marketing material, please email support@pacificwholesale.com.au

4.3 Veri Shades Online Resources

Website:

<http://www.verishades.com/>

Find us on:



<https://www.facebook.com/verishades>



<https://www.instagram.com/verishades/>



<https://www.youtube.com/@verishades2356>

5. Installation Guide

Please refer to link below to access our Veri Shades Installation Guide & Programming Instructions:

<https://verishades.com/portal>

Alternatively, you can scan below QR code to access this on your phone;



6. Bay & Corner Windows

There is a large variety of options that can be supplied for windows with special requirements. Some of these include: Bay Windows and Corner Windows.

Every requirement is different due to the product type and the application. This section will help to outline the details and special requirements needed to manufacture these types of blinds.

6.1 Bay Window Allowances

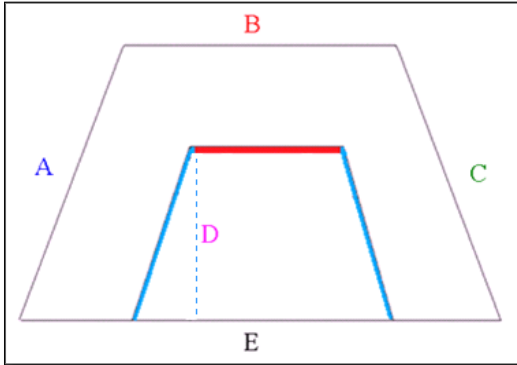
Face Fit

When measuring a bay window, it is important to measure the width hard into the corner for all three blinds. You will also need to take the angle measurement. When ordering, be sure to indicate each blind clearly on the worksheet and order them as NAM, so the necessary deductions will be made by the factory. To avoid chain control tangling, it is suggested that the controls for Blind A and C are placed on the outside of the window, and for Blind B ensure that there is a suitable fixing point for the safety cleat on a mullion/skirting board.

Recess Fit

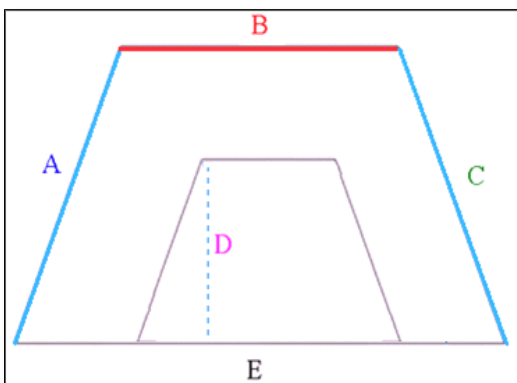
There are two options when measuring in a window recess.

Front of Recess



Note: Bay windows can also be measured with the blinds placed at the front or back of the recess.



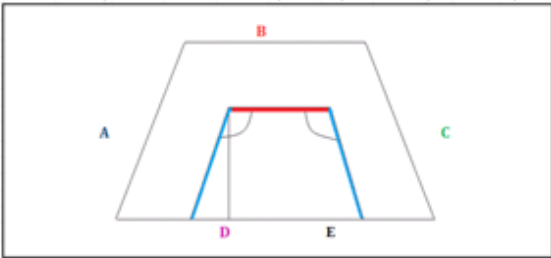
Back of Recess



Note: If the blinds are not clearly marked NAM (*No Allowances Made*) it will be assumed that the sizes given are finished sizes.

6.2 Bay Window Order Form

The below Bay Window worksheet can be found on our order form.
Please make sure this form is completed when ordering this window type.

				BAY WORKSHEET							
<i>Please check all the necessary information is on the Order before submitting.</i>		STORE NAME:		0							
		ACCOUNT NAME:		0							
		WORKSHEET # / PO #:		0							
		DATE:		0/01/1900							
PHONE:	+612 8850 9305	EMAIL TO:	shutterorders@pacificwholesale.com.au								
FAX:	+ 612 9680 7488	EMAILS:	shutterorders@pacificwholesale.com.au								
											
Room Location	Product	Recess <i>t</i>	Allowance	If Recess: Front/Back	Angle (°)	Measurements (mm)					
						A	B	C	D	E	Drop

6.3 Corner Window

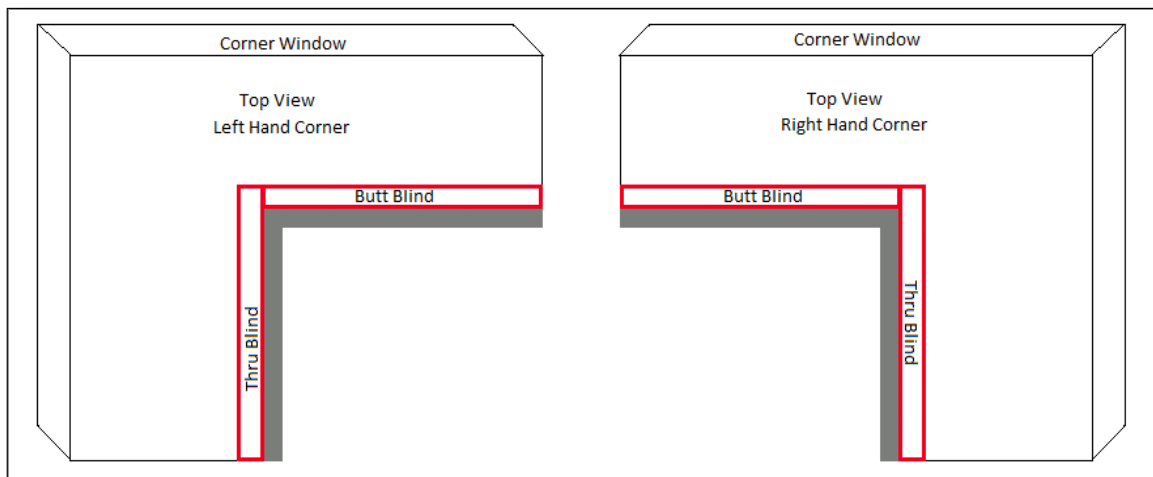
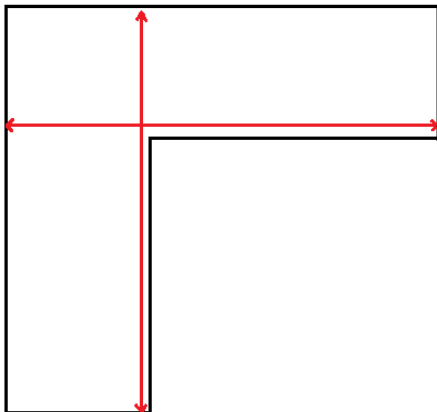
When measuring into a corner it is important to measure the width hard into the corner for both blinds. One blind will then become the *“Thru”* and the other the *“Butt”* blind. When ordering please indicate which blind is the *“Thru”* blind NAM and which blind is the *“Butt”* blind NAM, so the factory can make the necessary deductions. To avoid the controls tangling it is suggested that the controls are not placed in the corner of the window.

Recess

There are two options when measuring in a window recess.

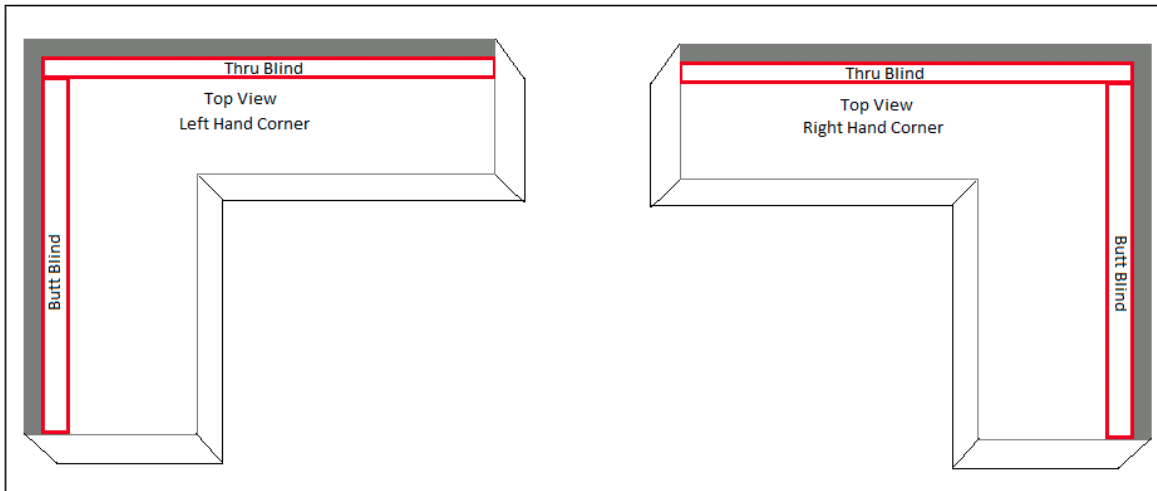
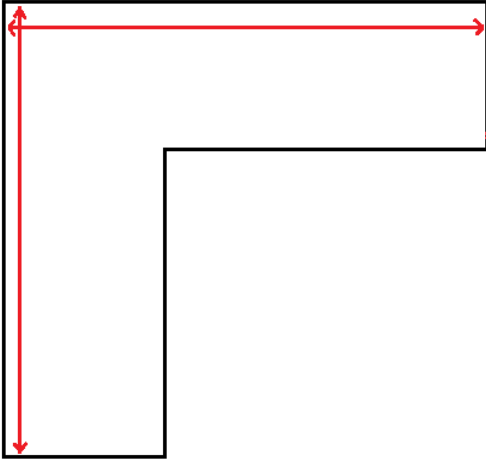
Front of Recess

When measuring at the front of the recess, measure the width hard into the corner and the factory will take appropriate deductions required to allow for the *‘Butt’* blind. Be sure to clearly note on the corner diagram worksheet which is the *“Thru”* blind and which is the *“Butt”* blind.



Back of Recess

Check for any obstructions to the blinds when placing them at the back of the recess. Also, please indicate which blinds are the "Thru" and "Butt" so the correct deductions can be taken by the factory.



6.4 Corner Window Order Form

The "Thru" and "Butt" window worksheet can be found on our order form. Please make sure this form is completed when ordering this window type.

PACIFIC WHOLESALE DISTRIBUTORS		Veri SHADES		CORNER WORKSHEET					
<p><i>Please check all the necessary information is on the Order before submitting.</i></p>		STORE NAME:		0					
		ACCOUNT NAME:		0					
		WORKSHEET # / PO #:		0					
		DATE:		0/01/1900					
PHONE:	+612 850 9305	EMAIL TO:	shutterorders@pacificwholesale.com.au						
FAX:	+612 9600 7488	ENQUIRIES:	shutterorders@pacificwholesale.com.au						
<div style="display: flex; justify-content: space-around;"> <div style="text-align: center;"> <p>LEFT HAND CORNER (LH)</p> </div> <div style="text-align: center;"> <p>RIGHT HAND CORNER (RH)</p> </div> </div>									
Room Location	Product	Left Hand Or	Recess / Face	Allowance	Butt / Thru	If Recess: Front/Back	Measurements (mm)		
							A	B	Drop

7. Remake Process

In the event of a Custom Made Veri Shades being received with a defect, the following information must be emailed to your support@pacificwholesale.com.au

1. A copy of the original order form.
2. A new order form, clearly showing the Veri Shades that need remaking. Please specify that the order is a **remake** – failure to do so may result in the original order being placed as a new order at full charge.
3. A detailed description specifying exactly what the concern is and exactly what line item or component needs remaking. Failure to clearly specify this information may result in a longer lead time.
4. Supporting photographs illustrating any concerns.

8. Care and Maintenance

Proper care and maintenance will increase the life of your investment.

The surface of Veri Shades fabric and tracks will collect a layer of dust over time.

Veri Shades® fabric can be lightly hand washed and dried and can also be ironed with a cool iron or steamed to remove creases.

Veri Shades® tracks can be cleaned with a feather duster, or a slightly damp microfibre cloth to ensure the components are also dust free.

At least twice a year (or more in high risk environments), silicone spray should be used to lubricate all the track gears. Before spraying the tracks, remember to slide your Veri Shades fabric over to one side or cover to avoid any overspray.

If spraying insecticides or any harmful chemicals the blinds must be placed in a raised position. These chemicals **must not** come in contact with the blinds.

CAUTION:

Never use harsh cloths, harsh abrasives, chlorine or ammonia based chemicals or cleaners on any Veri Shades surface as they may affect the appearance, longevity and warranty of the product.

9. Custom Made Veri Shades Reference Chart

Please refer to the following page.



Custom Made Veri Shades Range Options Chart V15

Material		Veri Shades
		Window Types
	Standard	✓
	Side By Side	✓
	Corner A Butt	✓
	Corner A Thru	✓
	Corner B Butt	✓
	Corner B Thru	✓
	Bay A	✓
	Bay B	✓
	Bay C	✓
		Blind Heights
Minimum Height		300mm
Maximum Height		** 6000mm
	Track Type	Blinds Widths
Minimum Width	All Tracks	300mm
Maximum Width	Decorative Track	5800mm
	Standard Track	5800mm
	Cube Track	5800mm
	Veri Track Motorised	** 7000mm
		Fitting Method
	Face Fit	✓
	Recess Fit	✓
		Operation
	Wand Operation *	✓ All Track Types - Except Veri Track
	Motorised	✓ Veri Track Only
		Track Mode Of Operation
Stack		One Way-Right
		One Way-Left
		Centre Open
		Centre Bunch * Not Available With Veri Track
		Additional Options Available
	Other Options	Fire Retardant Option Available
Notes	* Wand Colours will be matched as close as possible to the Fabric Colour. ** Battery Operated Motorisation is not recommended for Widths over 4,000mm and Heights over 3,600mm	



Custom Made Veri Shades Range Options Chart V15

Material		Veri Shades										
Selling Features		<p>Unique Ability To Walk Through The Veri Shades Anywhere Along The Shades Popular Design Options Multiple Track Options Available Veri Track Motorised Option Available Two Fabric Sizes Available Choice Of Trending Colours Easy Maintenance, Can Be Removed, Washed & Replaced No Chains, Weights Or Cords Child & Pet Safe</p>										
Material		100% Polyester Woven Fabric										
		Advantages										
UV Stabilised		✓										
Child & Pet Friendly/Safe		✓										
Easy Installation/Operation		✓										
		Fabric Size Options										
Range		Mist	Standard	Autumn	Alpine	Classic	Classic S	Luxury	Luxury S	Privacy	Eclipse	
Fabric Size		410mm	410mm	410mm	410mm	410mm	330mm	410mm	330mm	410mm	410mm	
		Fabric Colour Options										
Fabric Colours	Colour	Mist Range	Standard Range	Autumn Range	Alpine Range	Classic	Classic S	Luxury Range	Luxury S	Privacy	Eclipse Range	
	Soft Grey	✓						✓	✓		✓	
	Dark Grey	✓									✓	
	Antique White	✓										
	Black	✓										
	Fawn	✓										
	Pure White	✓										
	Shell	✓										
	Beige		✓	✓	✓							
	Charcoal		✓	✓	✓							
	Slate		✓	✓	✓							
	Soft White		✓	✓	✓							
	White		✓	✓	✓							
	Ivory		✓									
	Light Grey			✓	✓							
	Snow						✓	✓				
	Pearl						✓	✓				
	Dusk						✓	✓				
	Thunder						✓	✓				
	Ash						✓	✓				
	Sand						✓	✓				
	Onyx						✓	✓				
	Cotton								✓	✓		✓
	Flax								✓	✓		
	Herringbone								✓	✓		
Indigo								✓	✓			
Lucent								✓	✓			
Sable								✓	✓			
Strike Grey								✓	✓			
Frost										✓		
Stone										✓		
Greige										✓		
Shadow										✓		
Midnight										✓		
Hygge											✓	
Iron											✓	
Night											✓	
		Track Options										
Track Options		Decorative Track Flat Finial Option These Are Also Available In Matching Colours		Decorative Track Round Finial Option These Are Also Available In Matching Colours		Standard Track	Cube Track	Veri Track Motorised				
Track Colours	White	✓		✓		✓		✓			✓	
	White Birch	✓		✓		✓		✓				
	Black	✓		✓		✓		✓				
	Satin	✓										
	Grey			✓		✓		✓				
Clear Anodised			✓		✓		✓					

	Colour	Wand Colour					
		White	Ivory	Light Grey	Grey	Black	Metal Navy
Fabric Colours	Soft Grey			✓			
	Dark Grey				✓		
	Antique White		✓				
	Black					✓	
	Fawn		✓				
	Pure White	✓					
	Shell			✓			
	Beige		✓				
	Charcoal						✓
	Slate					✓	
	Soft White	✓					
	White	✓					
	Ivory			✓			
	Light Grey				✓		
	Snow	✓					
	Pearl	✓					
	Dusk				✓		
	Thunder				✓		
	Ash					✓	
	Sand	✓					
	Onyx						✓
	Cotton	✓					
	Flax	✓					
	Herringbone			✓			
	Indigo						✓
	Lucent	✓					
	Sable			✓			
	Strike Grey					✓	
	Frost	✓					
	Stone				✓		
	Greige			✓			
	Shadow					✓	
Midnight						✓	
Hygge				✓			
Iron					✓		
Night						✓	